



GMC

**JIMMY
MODELS**



THE TRUCK PEOPLE FROM GENERAL MOTORS

JIMMY... for Outstanding Performance On and Off-Road

What you're looking for in a utility vehicle isn't hard to find here. The Jimmy is available in two-wheel-drive models; four-wheel-drive and the new Full-Time four-wheel-drive models.

Full-Time four-wheel-drive permits traveling on-or-off the highway without stopping to engage the front axle or to lock front hubs. How and where the Jimmy goes depends on you.

For on-highway travel the Jimmy can tow any trailer weighing up to 6,000 pounds. Off-highway, either four-wheel-drive model can traverse a lot of trackless country with obvious ease thanks to its high ground clearance, sturdy double-walled cab construction and available, larger capacity fuel tank for extended range. The new Jimmy has more to offer. For appearance sake there are new special exterior two-tones or simulated wood grain side panel trim available. See your GMC dealer for complete specifications and his listing of available equipment.



A standard front stabilizer bar; longer, wider front springs; a new extended wheelbase and a tight turning front driving axle gives Jimmy added agility in close off-road driving situations. Two-wheel-drive models continue to present the time proven Independent Front Suspension with new rubber bushings for your driving pleasure.



GOOD THINGS INSIDE . . . include door trim panels with recessed lock release handles and integral armrests on Custom models. You can select available Sierra interior with a choice of all-vinyl or nylon fabric and vinyl seat trim and simulated wood grained accents plus rear compartment side trim panels. The locking steering column feature, available with automatic transmission, is new, as is the increased glass area and the complete sound suppression package included with the available Sierra trim.



The auxiliary hardtop roof is available with a white or black textured exterior finish. Designed for fast and easy removal, it includes a new tailgate design with manually operated drop glass. Increased side and rear glass areas improve the already broad field of vision. A new accessory roof-mounted luggage carrier is also available.



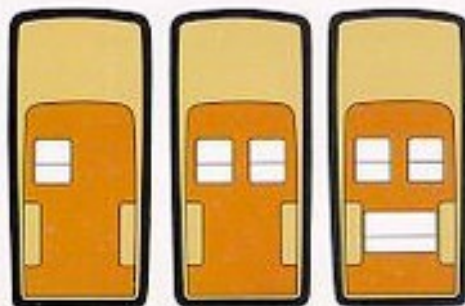
Dealer-installed accessory soft top lets you in on the outside world. Available in sturdy weatherproofed canvas, with pivoting steel framing for easy stowage.



A Jimmy is as wide as a standard Pickup. With the available auxiliary hard top in place you have quick access to the inside with a crank-operated, drop-glass tailgate window. With the roof off, there's added space for bulky items. The sturdy tailgate can extend the usable load length.




Six-position tilt steering is available with Turbo Hydra-Matic or four speed manual transmissions. Adjustable for driver preference and comfort.



The standard Jimmy is equipped with a bucket-type driver's seat. An auxiliary front passenger bucket seat is also available. Other available seat combinations include twin deep-foam front bucket seats with special trim and center console and a three-passenger, full-width rear bench seat. Seat belts are standard for all passenger positions.

For a Moving Experience ... JIMMY Power

Jimmy's go-most-anywhere ability is completed by the choice of GMC's available 250 CID In-line six, or the 307 CID and 350 CID Invader V-8s. All have been designed for excellent performance on no-lead or low-lead gasolines. And, all have outstanding features for durable operation . . . for example: seven main bearings in the In-line six and high pressure oiling to all critical parts in the V-8s. Jimmy power teams . . . designed for peace-of-mind performance.



Engine Specifications

ENGINE TYPE	CUBIC INCH DISPLACEMENT	NET SAE HP @ RPM	NET SAE TORQUE (LBS.-FT.) @ RPM	BORE & STROKE	COMPRESSION RATIO (TO 1)
IN-LINE 6	250	100 @ 3600	175 @ 1600	3.87 x 3.53	8.25
INVADER V-8	307	115 @ 3600	206 @ 2000	3.87 x 3.25	8.50
INVADER V-8	350	155 @ 4000	255 @ 2400	4.0 x 3.48	8.50

Engine exterior details may differ according to application.

For 1973, all GMC gasoline engines have been designed to operate efficiently and with lower exhaust pollutants on no-lead or low-lead gasolines. If no-lead or low-lead gasolines are not available, any leaded regular gasoline with a Research Octane Rating number of 91 or higher may be used.

Since 1960 General Motors Engineers have been developing systems for the reduction of exhaust and evaporative emissions. The latest developments have been incorporated in these gasoline engines.

These emission control systems will perform their functions with efficiency when they are properly maintained by their user. Help keep the air clean by having your engine checked at the intervals prescribed in your owner's manual.



Single-piston caliper type front disc brakes with power assist, road splash shield and rear, finned, air-cooled drum brakes are standard.

Other Available Equipment . . .

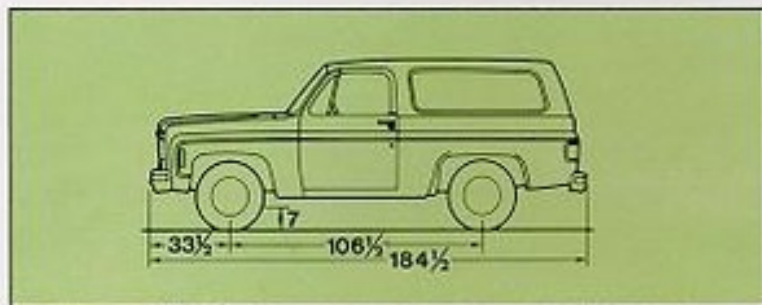
includes a long list of dealer-installed accessories as well as factory-installed equipment. You may wish to add air conditioning, AM or AM/FM radio; a power winch; any of a wide variety of special on-and-off road tires; a newly available roof air deflector for a clearer rear window; free wheeling front hubs (not on Full-Time four-wheel-drive); front tow hooks; a change in axle ratios; or a Maximum Traction differential or the available cold climate equipment including increased capacity heater, battery, generator, engine block heater and glycol/anti-freeze radiator solution.

Vehicles shown illustrate standard or available factory-installed equipment unless noted as dealer installed accessories. Items referred to as options or available are at extra cost. Different model applications of the components that are listed in accompanying tables as well as many other items of factory-installed equipment may be ordered through your GMC dealer.

GMC Truck & Coach Division reserves the right to make changes at any time without notice in prices, colors, materials, equipment, specifications and models and also to discontinue models. Data shown is basic information for the prospective buyer effective at time of issuance of this pamphlet. Dealer will provide complete up-to-date information on available equipment, specifications, etc. not shown here.



Wraparound cockpit instrument and control cluster design places all gauges, warning lights and controls directly in front of the driver for easy reading and access. Available instruments include: oil pressure gauge, ammeter, coolant temperature gauge and tachometer or clock.



SUDDEN SERVICE SYSTEM

Need answers to truck service and maintenance questions . . . answers to parts requirements questions . . . answers to recommended truck specifications questions? Now GMC offers you direct-to-factory communications. You talk with truck experts at Pontiac, Michigan. Truck experts solve truck problems. That's why we're the truck people from General Motors. If you need us, dial toll free Monday through Friday, between 8:00 AM and 5:00 PM (EST).

GMC SUDDEN SERVICE SYSTEM—800-571-2000
In Michigan call: 800-572-7553

Not applicable in Alaska, Hawaii, or foreign countries.



TRUCK & COACH DIVISION
GENERAL MOTORS CORPORATION
Pontiac, Michigan 48053